

2012 PRODUCT CATALOGUE

BRC FuelMaker
via Industria 6, 12062 Cherasco (CN) - Italy
Telephone: +39.0172.48681 Fax: +39.0172.488237
www.brcfuelmaker.it






TABLE OF CONTENTS

	Page
HOME REFUELLING APPLIANCES (HRA)	4
PHILL-P30	5
PHILL-P30 “SMART”	5
PHILL-P36	6
PHILL - ACCESSORIES	7
PHILL SPARE PARTS	8-9-10-11
VEHICLE REFUELLING APPLIANCES (VRA) - SMALL Q	12
FMQ-2.0.....	13
FMQ-2-36.....	14
FMQ-2.5.....	15
SMALL Q - SPARE PARTS	16-17-18-19
VEHICLE REFUELLING APPLIANCES (VRA) - BIG Q	20
FMQ-8-36.....	21
FMQ-10.....	22




TABLE OF CONTENTS

	Page
FUELLING PANELS	25
AUXILIARY FUELLING PANEL (AFP).....	26
REMOTE FUELLING PANEL (RFP).....	27
FUELLING PANELS - ACCESSORIES	28
VRA - FILL HOSES AND NOZZLES	29
VRA - ACCESSORIES	29-30
DIAGNOSIS TOOLS	31
DISPLAY UNITS	31

HOME REFUELLING APPLIANCES (HRA)

PHILL



PHILL-P30



Specifications

Gas

Flow Rate: 1.5 m³/hr @ 21° C
 Maximum Discharge Pressure:.. 207 bar @ 21° C
 Minimum Inlet Pressure: 17 millibar
 Maximum Inlet Pressure: 35 millibar

Electrical

Electrical Supply: 230 Volt AC, Single Phase, 50 Hz
 Circuit Ampacity: 15 Amps
 Full Load Amperage: 4 Amps
 Average Power Consumption Over Typical Fill Cycle:
 0.8 KWh
 Classification: General Purpose

Mechanical

Dimensions HxWxD:.. 762mmx356mmx330mm
 Unit Weight: 43.2 Kg
 Shipping Weight:..... 50 Kg
 Ambient Temperature Rating:..... -40° C to +46° C
 Noise Level: 40 dBA @ 5 m

Model Number	Description
E77HRAG15P3000	PHILL-P30 (1.5 m ³ /h - 207 bar) Complete with mounting brackets and power cord. Includes fill hose, straight nozzle and cooling air inlet/outlet assemblies.
E77HRAG15P3001	PHILL-P30 (1.5 m ³ /h - 207 bar) Complete with mounting brackets and power cord. Includes fill hose, 90° elbow nozzle and cooling air inlet/outlet assemblies.
E77HRAG15P3002	PHILL-P30 “SMART” (1.5 m ³ /h - 207 bar) Complete with mounting brackets and power cord. Includes fill hose, straight nozzle and cooling air inlet/outlet assemblies. WITHOUT DRYER FOR OUTDOOR INSTALLATIONS ONLY
E77HRAG15P3003	PHILL-P30 “SMART” (1.5 m ³ /h - 207 bar) Complete with mounting brackets and power cord. Includes fill hose, 90° elbow nozzle and cooling air inlet/outlet assemblies. WITHOUT DRYER FOR OUTDOOR INSTALLATIONS ONLY

PHILL-P36

Specifications



Gas

Flow Rate:0.8 SCFM @ 70° F
 Maximum Discharge Pressure:3,600 psig @ 70° F
 Minimum Inlet Pressure: 7" w.c (0.25 psig)
 Maximum Inlet Pressure: 14" w.c. (0.5 psig)

Electrical



Electrical Supply:240 Volt AC, Single Phase, 60 Hz
 Circuit Ampacity:15 Amps
 Full Load Amperage:5.0 Amps
 Average Power Consumption Over Typical Fill Cycle:
 0.83 KWh
 Classification:General Purpose

Mechanical







Dimensions HxWxD: 30"x14"x13"
 Unit Weight: 100 lbs
 Shipping Weight:..... 100 lbs
 Ambient Temperature Rating:-40° F to +115° F
 Noise Level: 40 dBA @ 16.5 ft

Model Number	Description
E77HRAG15P3600	PHILL-P36 (0.8 SCFM - 3,600 psig) Complete with mounting brackets and power cord. Includes fill hose, straight nozzle and cooling air inlet/outlet assemblies.
E77HRAG15P3601	PHILL-P36 (0.8 SCFM - 3,600 psig) Complete with mounting brackets and power cord. Includes fill hose, 90° elbow nozzle and cooling air inlet/outlet assemblies.







PHILL - ACCESSORIES

Model Number	Description
PR770347	Remote Gas Sensor HRA Gen 1.5
	Complete with sensor, housing and 30 ft interconnection cable. For use in indoor applications where the local jurisdiction requires a remote gas sensor.
PR770240	Depressurizing Tool
	Used to depressurize the hose assembly in the event of a drive away.







PHILL - SPARE PARTS

Model Number	Description
CD770375	P30 Compressor Side Fill Hose
	
CD770374	P36 Compressor Side Fill Hose
	
CD770373M CD770373	P30 Car Side Straight Fill Hose with Nozzle P30 Car Side Straight Fill Hose without Nozzle
	
CD770372M CD770372	P36 Car Side Straight Fill Hose with Nozzle P30 Car Side Straight Fill Hose without Nozzle
	
CD770393M CD770393	P30 Car Side 90° Elbow Fill Hose with Nozzle P30 Car Side 90° Elbow Fill Hose without Nozzle
	
CD770392M CD770392	P36 Car Side 90° Elbow Fill Hose with Nozzle P36 Car Side 90° Elbow Fill Hose without Nozzle
	








PHILL - SPARE PARTS


Model Number	Description
PR770048-1	Insulated Outdoor/Indoor Cooling Air Inlet/Outlet Assembly
	
PR770381	Internal Gas Sensor and Air Flow Switch Kit
	
PR770379S	Control Board Kit
	
DE536106	Power Supply Cable
	
PR770010S	Cooling Fan Kit
	
PR770011S	Internal Dryer
	

PHILL - SPARE PARTS

Model Number	Description
PR770426S	Mounting Brackets (rigid Brackets)
	
PR770003	Mounting Brackets (anti vibration Brackets)
	
PR770350	Mounting Brackets (Holding Brackets Kit)
	
PL77F0410	Straight Nozzle Holder
	
PR770298	90° Elbow Nozzle Holder
	
PR770397S	Low Pressure Sensor Kit
	

PHILL - SPARE PARTS


Model Number	Description
PR770413S	Brand New Electronic Module of Phill P30/P36
	
PR770005S	Brand New Control Module of Phill P30/P36
	
PR770006S	Brand New Motor Module of Phill P30/P36
	
PR770321S	Brand New Compression Module of Phill-P30
	
PR770007S	Brand New Compression Module of Phill-P36
	
PR770434S	Complete Module HRA P30 (Dryer not included)
	
PR770435S	Complete Module HRA P36 (Dryer not included)
	



VEHICLE REFUELLING APPLIANCES (VRA)

SMALL Q





FMQ-2.0

Specifications



Gas

Flow Rate: 3.4 m³/hr @ 20°C @ 1.7 kPa (60 Hz)
 3.0 m³/hr @ 20°C @ 1.7 kPa (50 Hz)

Maximum Discharge Pressure: 20.7 MPa @ 20° C
 Minimum Inlet Pressure: 1.7 kPa
 Maximum Inlet Pressure: 14 kPa


Electrical

Electrical Supply: 240 Volts AC, Single Phase, 60 Hz
 or 220 Volts AC, Single Phase, 50 Hz
 Circuit Ampacity: 15 Amps
 Full Load Amperage: 7.0 / 6.5 Amps (60 / 50 Hz)
 Avg. Power Consumption Over Typical Fill Cycle: 0.9 to 1.2 kWh
 Classification: General Purpose







Mechanical

Dimensions L x W x H: 540 x 500 x 990 mm
 Unit Weight: 66 kg
 Shipping Weight: 68 kg
 Ambient Temperature Rating: -40° C to +45° C
 Noise Level: 49 dBA @ 5 m
 Service Interval: 4,000 Hours

Model Number	Description
E77Q02030001	FMQ-2.0 (4.25 m ³ /hr – 20.7 MPa @ 60 Hz) (3.4 m ³ /hr – 20.7 MPa @ 50 Hz) Complete with housing, junction box, fan assembly, electronics module, compression module, dual breakaway and lock assy. NO FILL HOSES INCLUDED
E77Q02030002	FMQ-2.0 (4.25 m ³ /hr – 20.7 MPa @ 60 Hz) (3.4 m ³ /hr – 20.7 MPa @ 50 Hz) Complete with housing, junction box, fan assembly, electronic module, compression module, 1/8" remote fill adapter outlet assy and lock assy.
E77Q02030003	FMQ-2.0 (4.25 m ³ /hr – 20.7 MPa @ 60 Hz) (3.4 m ³ /hr – 20.7 MPa @ 50 Hz) Complete with housing, junction box, fan assembly, electronics module, compression module, 1/4" remote fill adapter outlet assy, pressure start and lock assy.




SMALL Q - SPARE PARTS

Model Number	Description
PR770402S	Electronic Module FMQ-2.0/2.5
	
PR770403S	Electronic Module FMQ-2-36
	
PR770313S	Compression Module FMQ-2.0
	
PR770304S	Compression Module FMQ-2.5
	
PR770067S	Compression Module FMQ-2-36
	
PR770113S	Control Module FMQ-2.0/2.5
	
PR770123S	Control Module FMQ-2-36
	











SMALL Q - SPARE PARTS

Model Number	Description
PR770110	Double Breakaway Kit P30
	
PR770133	Double Breakaway Kit P36
	
PR770151	1/4" Remote Fill Adapter Outlet Assy Kit
	
PR770150	1/8" Remote Fill Adapter Outlet Assy Kit
	
PR770161	Lock Assy
	
PR770428S	Cooling Fan Kit FMQ-2.0/2.5
	
TA77F0128	Label "START-STOP"(FMQ-2.0/2.5/2-36)
	







SMALL Q - SPARE PARTS

Model Number	Description
PR770225 	Pressure Start FMQ-2.0/2-36/2.5
PR770432S 	High Pressure Connector
PR770433S 	Housing Kit FMQ-2.0/2.5
PL77F0105 	Upper Cover Bar
PL77F0094V 	Upper Cover
PL77F0102 	Upper Cover Pin
PL77F0101 	Upper Case Pivot Pin



SMALL Q - SPARE PARTS


Model Number	Description
PL77F0103	Compressor Foot
	
PL77F0097V	Back Grill
	
PL77F0095V	Front Grill
	










VEHICLE REFUELLING APPLIANCES (VRA)


BIG Q









BIG-Q - SPARE PARTS

Model Number	Description
PR770400S 	Electronic Module FMQ-8-36
PR770399S 	Electronic Module FMQ-10
PR770067S 	Compression Module FMQ-8-36
PR770304S 	Compression Module FMQ-10
PR770065S 	Control Module FMQ-8-36
PR770339S 	Control Module FMQ-10
PR770061S 	Motor Module FMQ-8-36/10




BIG-Q - SPARE PARTS

Model Number	Description
PR770062-1	Cooling Fan Kit FMQ-8-36/10
	
PR770226	Pressure Start FMQ-8-36/10
	
PR770100	1/8" Remote Fill Adapter Outlet Assy Kit
	



FUELLING PANELS





AUXILIARY FUELLING PANEL (AFP)




Specifications

Gas
 Maximum Flow Rate: 85 m³ / hr
 Maximum Discharge Pressure: 24.8 MPa
 Maximum Inlet Pressure: 24.8 MPa

Mechanical
 Dimensions L x W x H: 279 x 203 x 311 mm
 Unit Weight: 8 kg
 Shipping Weight: 9 kg
 Ambient Temperature Rating: -40° C to +45° C

Model Number	Description
E77AFPP30000	<p>Auxiliary Fuelling Panel (P30)</p> <p>Complete with weatherproof housing and door latch assembly.</p> <p>Note: Includes 1/4" inlet fitting, dual breakaway, vent valve assembly and lock assy. Does not include hoses, nozzle and nozzle vent valve.</p>
E77AFPP30001	<p>Auxiliary Fuelling Panel (P30)</p> <p>Complete with weatherproof housing and door latch assembly.</p> <p>Note: Includes 1/4" inlet fitting, dual breakaway, vent valve assembly, storage valve and lock assy. Does not include hoses, nozzle and nozzle vent valve. SUITABLE FOR INSTALLATIONS WITH STORAGE</p>
E77AFPP36000	<p>Auxiliary Fuelling Panel (P36)</p> <p>Complete with weatherproof housing and door latch assembly.</p> <p>Note: Includes 1/4" inlet fitting, dual breakaway, vent valve assembly and lock assy. Does not include hoses, nozzle and nozzle vent valve.</p>



REMOTE FUELLING PANEL (RFP)



Specifications

Gas

Maximum Flow Rate: 85 m³ / hr
 Maximum Discharge Pressure: 24.38 MPa
 Maximum Inlet Pressure: 24.8 MPa


Electrical

Classification: General Purpose





Mechanical

Dimensions L x W x H: 279 x 203 x 311 mm
 Unit Weight: 10 kg
 Shipping Weight: 11 kg
 Ambient Temperature Rating: -40° C to +45° C

Model Number	Description
E77REMP30000	<p>Remote Fuelling Panel (P30) Complete with weatherproof housing, lock assembly and user panel.</p> <p>Note: Includes 1/8" inlet fitting, double breakaway and remote fuelling panel interface cable (30 m/100 ft). Does not include hoses and nozzle. Maximum 1/8" high pressure tubing length is 30 ft (9m) and maximum fill hose length is 20 ft (6m).</p>
E77REMP30001	<p>Remote Fuelling Panel (P30) Complete with weatherproof housing, lock assembly and user panel.</p> <p>Note: Includes 1/4" inlet fitting, double breakaway and remote fuelling panel interface cable (30 m/100 ft). Does not include hoses and nozzle.</p>
E77REMP36000	<p>Remote Fuelling Panel (P36) Complete with weatherproof housing, lock assembly and user panel.</p> <p>Note: Includes 1/8" inlet fitting, double breakaway and remote fuelling panel interface cable (30 m/100 ft). Does not include hoses and nozzle Maximum 1/8" high pressure tubing length is 30 ft (9m) and maximum fill hose length is 20 ft (6m).</p>




FUELLING PANELS ACCESSORIES

Model Number	Description
PR770177	Post Mounting Kit for Fuelling Panels
	
DE536001	Remote Panel Cable 10m / 30 ft
	
DE536005	Remote Panel Cable 15m / 50 ft
	
DE536002	Remote Panel Cable 30m / 100ft
	









VRA - FILL HOSES AND NOZZLES

Model Number	Description
CD770384M	Fill Hose - Straight (F) fitting - length 10 ft (3 m) + Nozzle P30
CD770388M	Fill Hose - Straight (F) fitting - length 20 ft (6 m) + Nozzle P30
CD770394M	Fill Hose - Straight (F) fitting - length 25 ft (7.5 m) + Nozzle P30
CD770386M	Fill Hose - 90° Elbow (G) fitting - length 10 ft (3 m) + Nozzle P30
CD770390M	Fill Hose - 90° Elbow (G) fitting - length 20 ft (6 m) + Nozzle P30
CD770396M	Fill Hose - 90° Elbow (G) fitting - length 25 ft (7.5 m) + Nozzle P30
CD770384	Fill Hose - Straight (F) fitting - length 10 ft (3 m)
CD770388	Fill Hose - Straight (F) fitting - length 20 ft (6 m)
CD770394	Fill Hose - Straight (F) fitting - length 25 ft (7.5 m)
CD770386	Fill Hose - 90° Elbow (G) fitting - length 10 ft (3 m)
CD770390	Fill Hose - 90° Elbow (G) fitting - length 20 ft (6 m)
CD770396	Fill Hose - 90° Elbow (G) fitting - length 25 ft (7.5 m)
IX770042	Nozzle P30 (NGV 1 Approved)
CD770385M	Fill Hose (P36) - Straight (F) fitting - length 10 ft (3 m) + Nozzle P36
CD770389M	Fill Hose (P36) - Straight (F) fitting - length 20 ft (6 m) + Nozzle P36
CD770395M	Fill Hose (P36) - Straight (F) fitting - length 25 ft (7.5 m) + Nozzle P36
CD770387M	Fill Hose (P36) - 90° Elbow (G) fitting - length 10 ft (3 m) + Nozzle P36
CD770391M	Fill Hose (P36) - 90° Elbow (G) fitting - length 20 ft (6 m) + Nozzle P36
CD770397M	Fill Hose (P36) - 90° Elbow (G) fitting - length 25 ft (7.5 m) + Nozzle P36
CD770385	Fill Hose (P36) - Straight (F) fitting - length 10 ft (3 m)
CD770389	Fill Hose (P36) - Straight (F) fitting - length 20 ft (6 m)
CD770395	Fill Hose (P36) - Straight (F) fitting - length 25 ft (7.5 m)
CD770387	Fill Hose (P36) - 90° Elbow (G) fitting - length 10 ft (3 m)
CD770391	Fill Hose (P36) - 90° Elbow (G) fitting - length 20 ft (6 m)
CD770397	Fill Hose (P36) - 90° Elbow (G) fitting - length 25 ft (7.5 m)
OT770014	Nozzle P36 (NGV 1 Approved)



VRA - ACCESSORIES

Model Number	Description
PR770130	3-way Nozzle Vent Valve P30
	
PR770131	3-way Nozzle Vent Valve P36
	
CD770365	Dryer - High Capacity
	
CD770353	Dryer - Low Capacity
	
CD770383	Low Capacity Dryer Cartridge
	
PR770396	Protection Pole with Nozzle Holder
	





VRA - ACCESSORIES

Model Number	Description
PR770050-1	Handle Kit - Straight
PR770051-1	Handle Kit - 90° Elbow
CD770273	1/4" "T" Fitting
IX770095	1/4 Cap Fitting
IX770088	1/4" Shut Off Valve
CD770264	1/4" Union Coupling Fitting
CD770220	1/8" Union Coupling Fitting
PR770369	1/8" Tubing Assembly 1.5m (5ft)
PR770079-1	1/8" Tubing Assembly 3m (10ft)
PR770370	1/8" Tubing Assembly 4.5m (15ft)
PR770080-1	1/8" Tubing Assembly 6m (20ft)
MC770029	Lubricant Syntheso 270
PR770214	Fuse Kit

DIAGNOSIS TOOLS

Model	Description
TA770093	CD Software + Interface Cable The CD includes diagnosis software for HRA and VRA

DISPLAY UNITS

Model Number	Description
E77HRAG15DSPE 	Phill Display Unit with English Labels and Hose (functional nozzle)
E77SQDSPE 	Small Q Display Unit with English Labels and Hose (functional nozzle)